

February 2021 Board Agenda



Time	Min	Title and Description	Action
04:00 PM	10	Ripples and Joys	Participate
04:10 PM	5	Approval of Minutes (<i>Jessica/Jim</i>)	Approve
04:15 PM	30	Board Equity Work	
04:45 PM	15	Financial Update (<i>Chris / Marcia / Jessica</i>) <ul style="list-style-type: none"> • Monthly Financials • End of year stipend 	Inform, Discuss, and Approve
05:00 PM	45	ED / MS Director Update (<i>Marcia / Denise</i>) <ul style="list-style-type: none"> • State Process/Charter Renewal • In person return/ACCESS testing • Enrollment Round 1 • No internal review this month 	Inform and Discuss
05:45 PM	15	Executive Session - Personnel Discussion	Inform
06:00 PM		Adjourn <input type="checkbox"/>	Approve



What voices are missing or who do we need on the board with shared lived experiences as our students?

What % of our board should be people with shared lived experiences as students?

What are you nervous about? What are you excited about?



ED/Director Update: State Accountability Process

- We are in a 4th year HOLD on the state accountability clock as a turnaround school
- 4th year requires a site visit which will be held virtually in February (postponed last spring due to pandemic)
- Will get a report after the visit and we can provide factual corrections only
- In March (hopefully), the state will decide on whether we are in another HOLD year in FY22 or if they will produce a state SPF with a body of evidence approach (less likely)

	Feb.	March	April
State Watch	Site Visit	Report from site visit; CMAS and SPF decision by state (or another hold year)	Host community meeting

Year 4 process requirements

There are a number of scenarios that may impact our Charter Renewal process with these decisions.

ED/Director Update: State Publishes an SPF - Aligned to Charter Renewal Options



Scenario 1: If the state decides to publish an SPF, and Compass is red or orange (highly unlikely), we move into year 5 of the state process. In this case, we must choose a “pathway” and present our case to the state.

Charter Renewal Option: If orange, we are in the top row of the low blue section and cannot get a base renewal over 1 but can have extension years based on renewal process.

• Consistently not met expectations	Local data and site visit provide strong evidence of improving systems and outcomes	Governance and finance support long term school sustainability	One or two-year base; One or two-year extension Possible additional monitoring
	Site visit do not provide strong evidence of improving systems and outcomes	Governance and finance do not support long term school sustainability	One or two year base Possible additional monitoring Conditions may include surrender if future conditions are not met

**The likelihood that the state will create an alternative SPF for the fall is low.*

ED/Director Update: State Publishes an SPF - Aligned to Charter Renewal Options



Scenario 2: The state decides to publish an SPF and Compass is yellow or above. Compass would be monitored for two years and then off the clock.

Charter Renewal Option: We should have access to the white rows of the grid, as determined by the renewal process.

<ul style="list-style-type: none">• Inconsistently met expectations• Not meeting expectations but improving	Local data and/or site visit provide strong evidence of improving systems and outcomes	Governance and finance support long term school sustainability	Two-year base; One or two year extension
<ul style="list-style-type: none">• Sustained "Accredited on Watch"	Site visit do not provide strong evidence of improving systems and outcomes	Governance and finance do not support long term school sustainability	One or two-year base; One or two-year extension Possible additional monitoring

**The likelihood that the state will create an alternative SPF for the fall is low.*

ED/Director Update: State Places another HOLD year - Aligned to Charter Renewal Options



Scenario 3: The state decides we are in yet another HOLD year, which is likely. This means Compass would still be classified as red (turnaround) because nothing will have changed.

Charter Renewal Option: Draw from low blue section as the District will not give a base over the state process. Could get 1+2 (or 3 with a compelling site visit and body of evidence).

Scenario 4: The state decides we are in yet another HOLD year, which is likely AND through the **Request to Reconsider** process we are granted an orange status (only allowing for a one-year status change).

Charter Renewal Options: Draw from low blue section as the District will not give a base over the state process. Could get 1+2 (or 3 with a compelling site visit and body of evidence).

Scenario 5: The state decides we are in yet another HOLD year, which is likely AND through the **Request to Reconsider** process we are granted a yellow status based on the data. We are on a HOLD year with the state (out of turnaround).

Charter Renewal Options: Draw from the white rows and have access to a 2 year base plus extensions depending on the site visit and body of evidence.



DPS is working with leaders on the approval of a **Request to Reconsider process**

- Need to ensure that schools have the opportunity, through a body of evidence, to present a case to the state for status change
- The body of evidence will most likely be local data, previous state data, UIP, and state visit
- If approved, Compass will be positioned to have all the components ready to build a case
- **Challenge:** If only one level can be achieved through this process, the best Compass can be is orange even if our data warrants a yellow status



- There is no data that warrants Compass moving into a 5th year
- The only way this happens is if the state puts forth an SPF and somehow we are only orange (or red) - this is unlikely on both counts
- IF this does happen, Compass would need to present a pathway to the state (timing unclear):
 - In previous years, charters had 4 pathway options - surrender of charter, change charter operator, change charter school board, or hire an external partner
 - We have been told this year, due to a previous case, that charters do not have the ability to hire an external partner under the charter law
 - We now have two options that are basically closure or to change the our board
 - Waiting on what it really means to change the board from the state - the law is vague
- We are asked to choose a pathway for the UIP in year 4. I am choosing the board option and writing a clear narrative as to our position in this process

ED/Director Update: Accountability Timelines



	Feb.	March	April	May	June	July	Aug	Sept	Oct	Nov	Dec	Jan	Feb - March
State Watch - Year 4 HOLD	Site Visit	We get report from site visit; CMAS decision should be made Decision as to whether or not a state SPF will be created (or another HOLD)	Host community meeting										
DPS Charter Renewal Process				Kick-off	Submit preliminary documents and Part A due			Part B Due	Board and Finance Documents and Site Visit		Public Comm Board Vote		
State Request To Reconsider		Hopefully a state vote on this process will happen in March as well	If passes, pull together body of evidence for state presentation. Process unknown.										

*Unclear how School Performance Compact moves forward



- These are the terms that were offered this year - may shift
- Renewal will primarily draw from local and qualitative data
- Compass will use FY19 SPF data as well as FY20 ACCESS data in our body of evidence
- The DPS staff will make a recommendation on the renewal, but the board has the final say



- In the process of creating a strong body of evidence to use with the state and during our charter renewal next fall:
 - Our internal review demonstrates the depth and breadth of data that we collect across a holistic set of outcomes
 - Leverage FY19 results and FY20 ACCESS data
- Working with the Colorado League of Charter Schools to help advocate for the Request to Reconsider Process
- Created a strong UIP for state body of evidence
- Transparency with state on our situation - will continue to ensure our accurate story is told
- Met with Angela Cobian to ask for her support - she suggests I reach out to other board members if the Request to Reconsider becomes an opportunity
- Meeting with PMT now to push on criteria to get clarity in advance and share our position
- Create our narrative so the decision not to support Compass would be uncomfortable

ED/Director Update: Return to School Updates



- Student Engagement efforts in hybrid teaching and learning:
 - Surprise guest Frederick Douglass visits 7th grade ELA
 - Math team is tracking standards mastery in the hallway
 - Students participate in hands on brain breaks for team building
 - A reading challenge kicked off last week after our Lobo Literacy night
 - Students write reviews for school bookstagram
 - Virtual door decor contest for BHM
 - Peer videos of encouragement for Access testers

His Story

Tupac was born on June 16th, 1971 to Horlen, New York.

His mother was raising two children on her own and struggled for money. Their family moved homes often and stayed in shelters.

Tupac was named Lennox Frank. Crooks at birth, but his mother changed his name to Tupac Amaru after seeing the Black Panther Party.

Tupac became one of the most famous African American rappers. He has sold 75 million albums to date, making him one of the top selling artists of all time.

Tupac died of the legal 21 on September 13th, 1996.

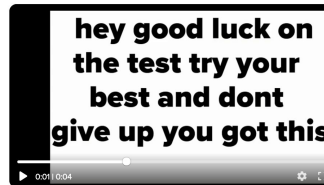

Did you hear about the vees that grew from a crack in his concrete? Praying nature's law is wrong, it learned how to walk without having feet. Tummy is swollen, but by keeping its dreams, it learned to breathe fresh air. Long live the man that grew from concrete, when no one else even cared.

His Contributions to Society

Tupac accomplished a lot before he was murdered at the age of 25.

He was incredibly intellectual and wrote poems and songs about the struggles growing up.

He dealt with great obstacles such as homelessness, hunger, and pain during his youth. He cracked art with hope that he would influence generations worldwide and he did just that.



Abrianna M
Feb 2, 2021



ED/Director Update: Round One School Choice



	2020-2021 Current Round 1 Numbers					
Total Forms	1st Choice	2 nd Choice	3 rd Choice	4 th Choice	5th-10th Choice	Total <input type="checkbox"/>
2020 Four weeks (as of 2/18)	85	34	20	10	10	159
All grades (as of 2/16) Four weeks	94	53	17	7	17	186
6th grade only	83	47	16	7	16	167
7th grade only	7	4	0	0	1	11
8th grade only	4	2	1	0	0	6



Present: Jessica Roberts, Ana Soler, Natalie De Sole (phone), Christine Morin, Mary Seawell, Jim Balfanz, Jerry Torrez, Morris Price
Guest: Corey Scholes
Staff: Marcia Fulton, Nate Kerr, Denise Thorne, Alexis Urquhart

Ripples and Joys

Introductions – Exuberant intros were made welcoming Corey to the meeting.

Approval of Minutes (*Jessica/Jim*)

- *Christine moved to approve December 2020 minutes and Ana second. Motion passes*

Equity

- Jessica, Natalie and Ana shared updates on the EBT training. Natalie led all in a discussion about lived experience on the board and connections to CA.

Financial Update (*Chris / Marcia / Jessica*)

- Position continues in a similar trend as we reported in the past. School remains in a strong position.
 - Jessica motioned to approve the financial report. Ana second. Motion passes
- Chris reviewed any changes to the budget.
 - Jessica motioned to adopt the 2021 budget and it was seconded by Bob. Motion passes.
- PPP funding – we qualify for applying for the next round. Marcia shared that the funding will help us maintain and sustain teachers' salaries.
- *Jess Motioned to authorize Marcia Fulton to act on behalf of the board to take out a Payroll protection loan within the next 12 months.*
- *Morris second. Motion passed.*

Internal Review (*Denise/Alexis/Marcia*)

Alexis updated the board with grade level breakdown and disaggregated information. All information is available on our dashboard which was presented in December.

- Some highlights included steady attendance, despite remote learning. 6th grade math improved.
- Challenge – how do we straddle hybrid model, work with equity, bring joy?
- How do we figure out the role for City Year in learning loss? Are we seeing that? Still no clear definition of learning loss, but from the campus standpoint we use ANet and STAR and the number of students taking the test gives us confidence that we have a good understanding of how are kids are doing. They are not showing a regression in progress right now. We have a lot of core members in classrooms and they increase the team's ability to address content. Attendance is an issue – what is the engagement? There is also work to do around summer schedule. We are also worried about the social emotional complications. There is a lot of variety across the nation around "loss" – there is instructional loss as well as learning loss.
- Questions raised around the safety scores.
- What is the benchmark for what we believe to be success?

- It is super helpful to have this data at every meeting and we want to be sure to hold ourselves accountable.

ED / MS Director Update (*Marcia / Denise*)

- Denise provided an overview of the school culture, steps taken to prepare for the students to return, and how students reacted to going back to school.

School Performance Framework process

- No decisions made. Jess and Marcia presented to the board.

School Performance Compact process

- Marcia working with state on the CA options.

Meeting adjourned – 6:00

**COMPASS ACADEMY
BUDGET BOARD REPORT
JANUARY 2021
Compiled 2/10/21**

Overview – Attachments included in this report:

- General Fund Summary
- Balance Sheet compared to previous year as of January 31, 2021
- Profit & Loss Budget vs. Actual through January 31, 2021
- Cash Flow Projections
- Bank Transaction Detail for January 2021
- Profit & Loss Budget vs. Actual Expanded

Highlights and Exceptions to the Report – Financials are compared to the revised approved budget.

Balance Sheet

Assets – Cash in the bank accounts as of January 31st was \$1,893,620 up from \$1,186,138 in January 2020. Total accounts receivable was \$18,501 compared to \$1 in the previous year. Total assets were \$1,912,121 on January 31st, up 61% from \$1,186,140 at the same time last year.

Liabilities – Accounts payable as of January 31st was \$35,323 compared to \$12,318 last year. Credit cards totaled \$203 compared to \$506 last year. Other current liabilities were \$126,288 versus last year's \$115,607. Total liabilities were \$161,813 versus \$128,431 at the same time last year.

Equity – As of January 31st, net income was \$131,344 compared to \$390,922 at the same time last year. Total modified accrual equity is \$1,750,307 compared to \$1,057,708 the previous year. Of this amount, TABOR is \$124,000 and the unassigned fund balance is \$1,626,307.

Income Statement Compared to Budget

Income – Total income to date is \$2,276,205 or 58% of the \$3,955,826 budgeted.

Expense – Expenses incurred to date are \$2,144,861 or 54% of the \$3,992,209 budgeted. We are 58% of the way through the year.

Line items to note that are currently greater than 10% or \$10K over budget are:

- Other Purchased Services (0500) – 89% of budget spent
- Books and Materials (0640) – 70% of budget spent
- Dues and Fees (0810) – 78% of budget spent

**COMPASS ACADEMY
GENERAL FUND SUMMARY
January 2021 Financials**

	1/31/2021	FY21 Budgeted	Percentage Actual to Budget	Projected Year- End	Percentage Projected to Budget
Beginning Non-Spendable Fund Balance	7,573	7,573	0%	7,573	0%
Beginning TABOR Fund Balance	124,000	124,000	100%	124,000	100%
Beginning Unrestricted Fund Balance	1,487,390	1,487,391	100%	1,487,390	100%
FY21 Total Beginning Fund Balance	1,618,963	1,618,964	100%	1,611,390	100%
Income	2,276,205	3,955,826	58%	4,388,642	111%
Expenses	2,144,861	3,992,209	54%	3,959,525	99%
Net Income	131,344	-36,383	-361%	429,117	-1179%
Ending TABOR Fund Balance	124,000	102,402	121%	116,172	113%
Ending Unassigned Fund Balance	1,626,307	1,480,179	110%	1,924,335	130%
FY21 Ending Fund Balance	1,750,307	1,582,581	111%	2,040,507	129%

Compass Academy Balance Sheet Prev Year Comparison As of January 31, 2021

	Jan 31, 21	Jan 31, 20	\$ Change	% Change
ASSETS				
Current Assets				
Checking/Savings				
8101 · First Bank	1,893,419.87	1,185,938.30	707,481.57	59.66%
8101a · Petty Cash	200.00	200.00	0.00	0.0%
Total Checking/Savings	1,893,619.87	1,186,138.30	707,481.57	59.65%
Accounts Receivable				
8142 · Grants Receivable	18,500.80	0.00	18,500.80	100.0%
8153 · Accounts Receivable	0.00	1.49	-1.49	-100.0%
Total Accounts Receivable	18,500.80	1.49	18,499.31	1,241,564.43%
Total Current Assets	1,912,120.67	1,186,139.79	725,980.88	61.21%
TOTAL ASSETS	<u>1,912,120.67</u>	<u>1,186,139.79</u>	<u>725,980.88</u>	<u>61.21%</u>
LIABILITIES & EQUITY				
Liabilities				
Current Liabilities				
Accounts Payable				
7421 · Accounts Payable	35,322.68	12,317.89	23,004.79	186.76%
Total Accounts Payable	35,322.68	12,317.89	23,004.79	186.76%
Credit Cards				
First Bank Credit Card	203.20	506.44	-303.24	-59.88%
Total Credit Cards	203.20	506.44	-303.24	-59.88%
Other Current Liabilities				
7461 · YE Payroll Liabilities	124,922.18	115,606.98	9,315.20	8.06%
7471 · Payroll Liabilities	1,365.40	0.00	1,365.40	100.0%
Total Other Current Liabilities	126,287.58	115,606.98	10,680.60	9.24%
Total Current Liabilities	161,813.46	128,431.31	33,382.15	25.99%
Total Liabilities	161,813.46	128,431.31	33,382.15	25.99%
Equity				
6721 · TABOR 3% Emergency Reserve	124,000.00	136,000.00	-12,000.00	-8.82%
6770 · Unassigned Fund Balance	1,494,963.18	530,786.22	964,176.96	181.65%
Net Income	131,344.03	390,922.26	-259,578.23	-66.4%
Total Equity	1,750,307.21	1,057,708.48	692,598.73	65.48%
TOTAL LIABILITIES & EQUITY	<u>1,912,120.67</u>	<u>1,186,139.79</u>	<u>725,980.88</u>	<u>61.21%</u>

Compass Academy

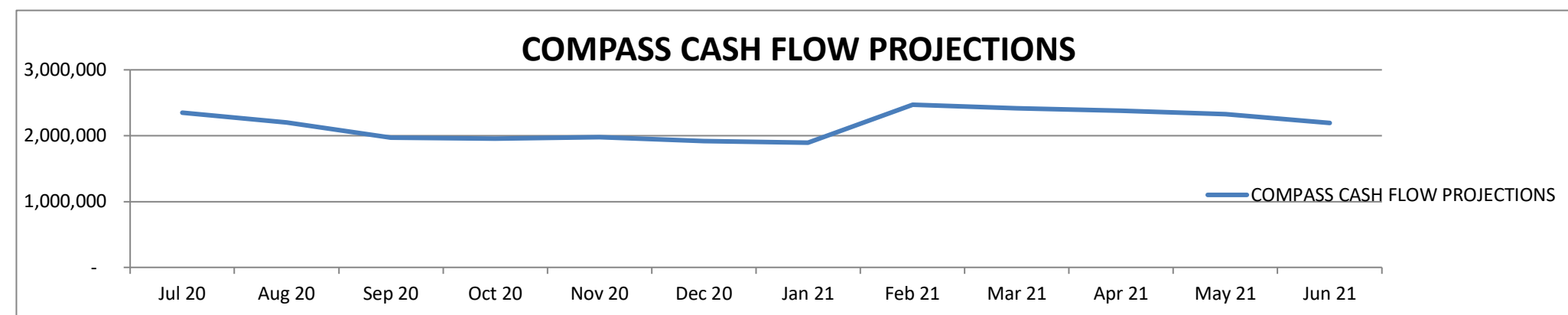
Profit & Loss Budget vs. Actual Collap.

July 2020 through January 2021

	<u>Jul '20 - Jan 21</u>	<u>Budget</u>	<u>\$ Over Budget</u>	<u>% of Budget</u>
Income				
1000 · Local Revenue Source	438,028.05	809,008.00	-370,979.95	54.14%
3000 · State Revenue	53,336.71	160,350.00	-107,013.29	33.26%
4000 · Federal Revenue	313,307.38	542,422.00	-229,114.62	57.76%
5700 · PPR	1,471,533.10	2,444,046.00	-972,512.90	60.21%
Total Income	<u>2,276,205.24</u>	<u>3,955,826.00</u>	<u>-1,679,620.76</u>	<u>57.54%</u>
Gross Profit	2,276,205.24	3,955,826.00	-1,679,620.76	57.54%
Expense				
0100 · Salaries	1,172,065.46	2,032,468.00	-860,402.54	57.67%
0200 · Employee Benefits	301,688.39	562,387.00	-260,698.61	53.64%
0300 · Purchased Profess and Tech Ser	142,962.43	310,191.00	-167,228.57	46.09%
0400 · Purchased Prop. Services	4,640.16	16,080.00	-11,439.84	28.86%
0430 · Repairs and Maint	0.00	2,020.00	-2,020.00	0.0%
0500 · Other Purchased Services	104,851.68	118,167.00	-13,315.32	88.73%
0511 · To & From School Transportatio	0.00	7,689.00	-7,689.00	0.0%
0513 · Contracted Field Trips	400.00	20,184.00	-19,784.00	1.98%
0515 · Shuttle Fees	0.00	1,922.00	-1,922.00	0.0%
0520 · Insurance Premiums	24,937.06	38,049.00	-13,111.94	65.54%
0580 · Travel, Regis, Ent	9,327.50	20,462.00	-11,134.50	45.58%
0594 · District Purchased Services	268,233.63	529,649.00	-261,415.37	50.64%
0595 · Denver Overhead Costs	59,140.04	96,504.00	-37,363.96	61.28%
0600 · Supplies	30,486.46	116,017.00	-85,530.54	26.28%
0640 · Books and Materials	8,035.76	11,467.00	-3,431.24	70.08%
0700 · Property	14,220.09	34,431.00	-20,210.91	41.3%
0800 · Other Objects	1,108.69	70,966.00	-69,857.31	1.56%
0810 · Dues and Fees	2,763.86	3,556.00	-792.14	77.72%
Total Expense	<u>2,144,861.21</u>	<u>3,992,209.00</u>	<u>-1,847,347.79</u>	<u>53.73%</u>
Net Income	<u><u>131,344.03</u></u>	<u><u>-36,383.00</u></u>	<u><u>167,727.03</u></u>	<u><u>-361.0%</u></u>

COMPASS CASH FLOW PROJECTIONS													Actuals	Potential	
	Actual	Actual	Actual	Actual	Actual	Actual	Actual	Forecast	Forecast	Forecast	Forecast	Forecast	Budget Totals	Combined with remaining budget	Over/Under Budget based on Projections
	Jul 20	Aug 20	Sep 20	Oct 20	Nov 20	Dec 20	Jan 21	Feb 21	Mar 21	Apr 21	May 21	Jun 21			
INCOME															
1000 · Local Revenue Source	164,822.39	5,019.23	906.39	79,569.75	71,614.68	52,570.42	63,525.19	125,307.50	50,325.06	50,325.06	50,325.06	50,325.06	809,008	764,636	(44,372)
3000 · State Revenue	-	3,832.83	34,306.19	3,765.59	3,803.90	-	7,628.20	61,000.00	3,000.00	3,000.00	33,000.00	7,000.00	160,350	160,337	(13)
4000 · Federal Revenue	222,068.48	1,107.78	-	36,890.17	11,580.05	30,080.85	11,580.05	32,000.00	50,000.00	50,000.00	11,933.87	59,000.00	542,422	516,241	(26,181)
5500 · Loan Proceeds	-	-	-	-	-	-	-	507,600.00	-	-	-	-	-	507,600	507,600
5700 · PPR	653,701.29	-	-	192,590.31	217,900.43	217,900.43	189,440.64	193,659.00	193,659.00	193,659.00	193,659.00	193,659.00	2,444,046	2,439,828	(4,218)
	1,040,592	9,960	35,213	312,816	304,899	300,552	272,174	919,567	296,984	296,984	288,918	309,984	3,955,826	4,388,642	432,816
EXPENSE															
0100 · Salaries	165,205.40	169,420.68	166,891.93	163,591.93	171,173.19	172,129.65	163,652.68	168,000.00	168,000.00	168,000.00	168,000.00	185,000.00	2,032,468	2,029,065	(3,403)
0200 · Employee Benefits	36,618.44	43,116.27	61,123.31	29,239.93	44,953.71	42,258.55	44,378.18	48,000.00	48,000.00	48,000.00	48,000.00	57,000.00	562,387	550,688	(11,699)
0300 · Purchased Profess and Tech Serv	18,613.82	12,920.60	10,572.55	12,380.32	39,352.91	38,590.60	10,531.63	24,000.00	36,272.44	35,000.00	38,000.00	34,000.00	310,191	310,235	44
0400 · Purchased Prop. Services	1,265.54	676.81	681.78	633.56	748.91	633.56	-	1,600.00	3,500.00	800.00	800.00	3,500.00	16,080	14,840	(1,240)
0430 · Repairs and Maint	-	-	-	-	-	-	-	500.00	168.33	168.33	1,000.00	168.33	2,020	2,005	(15)
0500 · Other Purchased Services	30,120.26	31,781.23	6,335.04	3,782.31	4,997.14	12,634.82	15,200.88	6,000.00	4,000.00	1,800.00	1,800.00	1,800.00	118,167	120,252	2,085
0511 · To & From School Transportation	-	-	-	-	-	-	-	2,000.00	3,000.00	-	-	2,600.00	7,689	7,600	(89)
0513 · Contracted Field Trips	-	-	400.00	-	-	-	-	5,000.00	5,000.00	4,000.00	4,000.00	1,600.00	20,184	20,000	(184)
0515 · Shuttle Fees	-	-	-	-	-	-	-	500.00	500.00	400.00	400.00	122.00	1,922	1,922	-
0520 · Insurance Premiums	3,296.06	2,741.91	3,140.36	2,739.76	2,733.31	7,084.52	3,201.14	3,200.00	3,200.00	3,200.00	3,200.00	3,200.00	38,049	40,937	2,888
0580 · Travel, Regis, Ent	1,799.60	-	144.73	33.89	3,081.91	3,743.87	523.50	2,600.00	2,000.00	2,000.00	2,000.00	2,600.00	20,462	20,528	66
0594 · District Purchased Services	106,873.71	-	-	47,781.06	31,590.64	44,044.81	37,943.41	49,893.17	49,893.17	49,893.17	49,893.17	61,000.00	529,649	528,806	(843)
0595 · Denver Overhead Costs	25,826.27	-	-	8,608.76	8,608.76	8,608.76	7,487.49	7,475.17	7,475.17	7,475.17	7,475.17	7,475.17	96,504	96,516	12
0600 · Supplies	3,593.56	7,140.44	392.08	18,076.36	(2,481.60)	1,974.38	1,791.24	19,500.00	11,500.00	11,500.00	11,500.00	11,500.00	116,017	95,986	(20,031)
0640 · Books and Materials	1,049.02	1,851.10	3,396.55	1,021.92	-	711.84	5.33	1,300.00	504.69	500.00	500.00	500.00	11,467	11,340	(127)
0700 · Property	-	-	1,045.29	-	-	13,174.80	-	2,944.00	8,000.00	2,000.00	2,532.24	4,735.03	34,431	34,431	0
0800 · Other Objects	203.67	1.72	890.04	1.72	3.63	4.03	3.88	-	-	-	-	70,000.00	70,966	71,109	143
0810 · Dues and Fees	2,404.86	-	-	249.00	10.00	100.00	-	500.00	-	-	-	-	3,556	3,264	(292)
	396,870	269,651	255,014	288,141	304,773	345,694	284,719	343,012	351,014	334,737	339,101	446,801	3,992,209	3,959,525	(32,684)
Net Income	643,722	(259,691)	(219,801)	24,675	127	(45,142)	(12,545)	576,554	(54,030)	(37,753)	(50,183)	(136,816)	(36,383)	429,117	465,500
SUMMARY RECAP															
Beginning Cash Balance	1,476,030	2,347,352	2,201,416	1,972,205	1,953,498	1,978,821	1,916,372	1,893,620	2,470,174	2,416,144	2,378,392	2,328,209			
Current Month Income/(Loss)	643,722	(259,691)	(219,801)	24,675	127	(45,142)	(12,545)	576,554	(54,030)	(37,753)	(50,183)	(136,816)			
Non-Current AP & Misc.	227,600	113,755	(9,410)	(43,383)	25,197	(17,307)	(10,207)								
Ending Cash Balance	2,347,352	2,201,416	1,972,205	1,953,498	1,978,821	1,916,372	1,893,620	2,470,174	2,416,144	2,378,392	2,328,209	2,191,393			

\$ 116,172 TABOR



Compass Academy
Bank Transaction Detail
As of January 31, 2021

Type	Date	Num	Name	Memo	Split	Amount	Balance	
1072 · Bill.com Money Out Clearing							0.00	
Bill Pmt -Check	01/05/2021	Bill.com	T-Mobile 969	https://app.bill.com/BillPay?id=blp01JHNTCHCGX5zkweo	7421 · Accounts Payable	-544.52	-544.52	
Bill Pmt -Check	01/05/2021	Bill.com	Raquel Zapata	https://app.bill.com/BillPay?id=blp01DNCCAJFBO5zkwb	7421 · Accounts Payable	-384.42	-928.94	
Bill Pmt -Check	01/05/2021	Bill.com	Pinnacol Assurance	https://app.bill.com/BillPay?id=blp01HQXBQEHZF5zkwls	7421 · Accounts Payable	-577.00	-1,505.94	
Bill Pmt -Check	01/05/2021	Bill.com	T-Mobile 970	https://app.bill.com/BillPay?id=blp01MEZGKJSOC5zkvof	7421 · Accounts Payable	-575.22	-2,081.16	
Bill Pmt -Check	01/05/2021	Bill.com	LegalShield	https://app.bill.com/BillPay?id=blp01FVWZLNQDWWV5zkxt1	7421 · Accounts Payable	-270.60	-2,351.76	
Bill Pmt -Check	01/05/2021	Bill.com	First Bank	https://app.bill.com/BillPay?id=blp01AWVBYCJQP5zkxyq	7421 · Accounts Payable	-5,110.75	-7,462.51	
General Journal	01/05/2021	Bill.com		Bill.com 01/05/21 Payables Funding	8101 · First Bank	7,462.51	0.00	
Bill Pmt -Check	01/08/2021	Bill.com	Denver Athletic	https://app.bill.com/BillPay?id=blp01NRFCUOSMB5zky7l	7421 · Accounts Payable	-162.50	-162.50	
Bill Pmt -Check	01/08/2021	Bill.com	Denver Athletic	https://app.bill.com/BillPay?id=blp01TRRBSQVQO5zky7p	7421 · Accounts Payable	-562.00	-724.50	
Bill Pmt -Check	01/08/2021	Bill.com	Denver Athletic	https://app.bill.com/BillPay?id=blp01HHDUMDVBR5zky7t	7421 · Accounts Payable	-292.50	-1,017.00	
Bill Pmt -Check	01/08/2021	Bill.com	Wells Fargo Vendor Financial Services LLC	https://app.bill.com/BillPay?id=blp01PUVGXTIEZ6037cd	7421 · Accounts Payable	-633.56	-1,650.56	
Bill Pmt -Check	01/08/2021	Bill.com	G&G Consulting Group	https://app.bill.com/BillPay?id=blp01FIHUAACKZM6037dn	7421 · Accounts Payable	-6,383.20	-8,033.76	
Bill Pmt -Check	01/08/2021	Bill.com	Alerio Technology Group	https://app.bill.com/BillPay?id=blp01AWNEKNZJV6037ei	7421 · Accounts Payable	-3,645.00	-11,678.76	
General Journal	01/08/2021	Bill.com		Bill.com 01/08/21 Payables Funding	8101 · First Bank	11,678.76	0.00	
Bill Pmt -Check	01/11/2021	Bill.com	Eldorado Artesian Springs, Inc	https://app01.us.bill.com/BillPay?id=blp01LYILOQHH60ezc1	7421 · Accounts Payable	-64.00	-64.00	
General Journal	01/11/2021	Bill.com		Bill.com 01/11/21 Payables Funding	8101 · First Bank	64.00	0.00	
Bill Pmt -Check	01/12/2021	Bill.com	Denver Athletic	https://app.bill.com/BillPay?id=blp01KUREZLNTI5zky7z	7421 · Accounts Payable	-111.86	-111.86	
General Journal	01/12/2021	Bill.com		Bill.com 01/12/21 Payables Funding	8101 · First Bank	111.86	0.00	
Bill Pmt -Check	01/13/2021	Bill.com	Raquel Zapata	https://app01.us.bill.com/BillPay?id=blp01MRKXXBKHP60vqie	7421 · Accounts Payable	-500.19	-500.19	
General Journal	01/13/2021	Bill.com		Bill.com 01/13/21 Payables Funding	8101 · First Bank	500.19	0.00	
Bill Pmt -Check	01/19/2021	Bill.com	Denver Athletic	https://app.bill.com/BillPay?id=blp01BCRYMROFC5zky83	7421 · Accounts Payable	-234.50	-234.50	
Bill Pmt -Check	01/19/2021	Bill.com	Kaiser Permanente	https://app01.us.bill.com/BillPay?id=blp01WYPMSLWQV61ei1a	7421 · Accounts Payable	-14,966.66	-15,201.16	
General Journal	01/19/2021	Bill.com		Bill.com 01/19/21 Payables Funding	8101 · First Bank	15,201.16	0.00	
Bill Pmt -Check	01/21/2021	Bill.com	Unum Life Insurance Company	https://app01.us.bill.com/BillPay?id=blp01EDFGTKPRI622k40	7421 · Accounts Payable	-44.55	-44.55	
Bill Pmt -Check	01/21/2021	Bill.com	Raquel Zapata	https://app01.us.bill.com/BillPay?id=blp01JQJYJPTZF624qpa	7421 · Accounts Payable	-795.60	-840.15	
General Journal	01/21/2021	Bill.com		Bill.com 01/21/21 Payables Funding	8101 · First Bank	44.55	-795.60	
General Journal	01/21/2021	Bill.com		Bill.com 01/21/21 Payables Funding	8101 · First Bank	795.60	0.00	
Bill Pmt -Check	01/22/2021	Bill.com	Maria Pineda	https://app01.us.bill.com/BillPay?id=blp01FZAPDKTLP624r0f	7421 · Accounts Payable	-302.40	-302.40	
Bill Pmt -Check	01/22/2021	Bill.com	Gabriela Montoya	https://app01.us.bill.com/BillPay?id=blp01TOBJPSAJD624rd1	7421 · Accounts Payable	-270.00	-572.40	
Bill Pmt -Check	01/22/2021	Bill.com	Irma Loya	https://app01.us.bill.com/BillPay?id=blp01SPSBYNDY624r9y	7421 · Accounts Payable	-255.00	-827.40	
General Journal	01/22/2021	Bill.com		Bill.com 01/22/21 Payables Funding	8101 · First Bank	827.40	0.00	
Bill Pmt -Check	01/26/2021	Bill.com	Hanover	https://app01.us.bill.com/BillPay?id=blp01XSCOFXMJA60eyxt	7421 · Accounts Payable	-2,140.90	-2,140.90	
General Journal	01/26/2021	Bill.com		Bill.com 01/26/21 Payables Funding	8101 · First Bank	2,140.90	0.00	
Bill Pmt -Check	01/27/2021	Bill.com	Pinnacol Assurance	https://app01.us.bill.com/BillPay?id=blp01OQQLATJJK62swum	7421 · Accounts Payable	-577.00	-577.00	
Bill Pmt -Check	01/27/2021	Bill.com	Nearpod Inc.	https://app01.us.bill.com/BillPay?id=blp01IXLRGXFUZ62swwo	7421 · Accounts Payable	-2,000.00	-2,577.00	
Bill Pmt -Check	01/27/2021	Bill.com	Denver Public Schools - PCOPS	https://app01.us.bill.com/BillPay?id=blp01NQOVKXWNR62t1yl	7421 · Accounts Payable	-13,984.09	-16,561.09	
Bill Pmt -Check	01/27/2021	Bill.com	LegalShield	https://app01.us.bill.com/BillPay?id=blp01MJVFPBTRL62t0u0	7421 · Accounts Payable	-270.60	-16,831.69	
Bill Pmt -Check	01/27/2021	Bill.com	Raquel Zapata	https://app01.us.bill.com/BillPay?id=blp01UMNABWTF62swju	7421 · Accounts Payable	-658.08	-17,489.77	
Bill Pmt -Check	01/27/2021	Bill.com	Alerio Technology Group	https://app01.us.bill.com/BillPay?id=blp01LSETJYMSY62tp4o	7421 · Accounts Payable	-3,645.00	-21,134.77	
General Journal	01/27/2021	Bill.com		Bill.com 01/27/21 Payables Funding	8101 · First Bank	21,134.77	0.00	
Total 1072 · Bill.com Money Out Clearing							0.00	0.00
8101 · First Bank							1,914,717.98	
Bill Pmt -Check	01/01/2021	N/A	Delta Dental of Colorado	# Jan 21 Invoice	7421 · Accounts Payable	-1,226.09	1,913,491.89	
General Journal	01/05/2021	Bill.com		Bill.com 01/05/21 Payables Funding	1072 · Bill.com Money Out Clearing	-7,462.51	1,906,029.38	
Bill Pmt -Check	01/05/2021	Check #2671	Brenda Jurado	# 12/20/2020	7421 · Accounts Payable	-167.82	1,905,861.56	
Bill Pmt -Check	01/05/2021	Check #2668	Mirian Valdez	# 12/20/2020	7421 · Accounts Payable	-285.00	1,905,576.56	
Bill Pmt -Check	01/05/2021	Check #2672	Alondra Ledezma	# 12/20/2020	7421 · Accounts Payable	-293.64	1,905,282.92	
Bill Pmt -Check	01/05/2021	Check #2670	Jeshua Valenciano	# 12/20/2020	7421 · Accounts Payable	-150.00	1,905,132.92	
Bill Pmt -Check	01/05/2021	Check #2669	Leslie Ornelas	# 12/20/2020	7421 · Accounts Payable	-314.16	1,904,818.76	

Compass Academy
Bank Transaction Detail
As of January 31, 2021

Type	Date	Num	Name	Memo	Split	Amount	Balance
General Journal	01/08/2021	Bill.com		Bill.com 01/08/21 Payables Funding	1072 · Bill.com Money Out Clearing	-11,678.76	1,893,140.00
Deposit	01/08/2021			Deposit	3150 · Gifted and Talented	120.70	1,893,260.70
Bill Pmt -Check	01/11/2021	Check #2667	Marisa Chavez-Aragon	# 10415 J219620	7421 · Accounts Payable	-150.00	1,893,110.70
General Journal	01/11/2021	Bill.com		Bill.com 01/11/21 Payables Funding	1072 · Bill.com Money Out Clearing	-64.00	1,893,046.70
Bill Pmt -Check	01/12/2021	Check #2673	Steicy Mendoza	# 01/10/2021	7421 · Accounts Payable	-135.00	1,892,911.70
General Journal	01/12/2021	Bill.com		Bill.com 01/12/21 Payables Funding	1072 · Bill.com Money Out Clearing	-111.86	1,892,799.84
Bill Pmt -Check	01/13/2021	Check #2681	Eva Hernandez	#01/10/2021	7421 · Accounts Payable	-226.38	1,892,573.46
Bill Pmt -Check	01/13/2021	Check #2679	Irma Loya	#01/10/2021	7421 · Accounts Payable	-243.75	1,892,329.71
Bill Pmt -Check	01/13/2021	Check #2684	Bernabe Valdivia-Ramos	#01/10/2021	7421 · Accounts Payable	-187.50	1,892,142.21
Bill Pmt -Check	01/13/2021	Check #2683	Brenda Jurado	#01/10/2021	7421 · Accounts Payable	-378.75	1,891,763.46
Bill Pmt -Check	01/13/2021	Check #2678	Jeshua Valenciano	#01/10/2021	7421 · Accounts Payable	-150.00	1,891,613.46
Bill Pmt -Check	01/13/2021	Check #2674	Mirian Valdez	#01/10/2021	7421 · Accounts Payable	-243.75	1,891,369.71
Bill Pmt -Check	01/13/2021	Check #2675	Mia Moreno	#01/10/2021	7421 · Accounts Payable	-168.90	1,891,200.81
Bill Pmt -Check	01/13/2021	Check #2676	Maria Pineda	#01/10/2021	7421 · Accounts Payable	-150.00	1,891,050.81
Bill Pmt -Check	01/13/2021	Check #2677	Leslie Ornelas	#01/10/2021	7421 · Accounts Payable	-272.91	1,890,777.90
Bill Pmt -Check	01/13/2021	Check #2685	Alondra Ledezma	#01/10/2021	7421 · Accounts Payable	-170.52	1,890,607.38
Bill Pmt -Check	01/13/2021	Check #2682	Deyanira Hernandez	#01/10/2021	7421 · Accounts Payable	-169.56	1,890,437.82
Bill Pmt -Check	01/13/2021	Check #2680	Gabriela Montoya	#01/10/2021	7421 · Accounts Payable	-243.75	1,890,194.07
General Journal	01/13/2021	Bill.com		Bill.com 01/13/21 Payables Funding	1072 · Bill.com Money Out Clearing	-500.19	1,889,693.88
General Journal	01/15/2021	1.15.21 PR	Support Program - 2000-5000:2500 - Business Services	First Bank	0313b · Payroll Expenses	-121,146.94	1,768,546.94
General Journal	01/15/2021	1.15.21 PR	Support Program - 2000-5000:2500 - Business Services	First Bank	0313b · Payroll Expenses	-24,612.14	1,743,934.80
General Journal	01/15/2021	1.15.21 PR	Support Program - 2000-5000:2500 - Business Services	First Bank	0313b · Payroll Expenses	-248.25	1,743,686.55
General Journal	01/19/2021	Bill.com		Bill.com 01/19/21 Payables Funding	1072 · Bill.com Money Out Clearing	-15,201.16	1,728,485.39
Bill Pmt -Check	01/19/2021	N/A	AirTable	# 01/19/2021	7421 · Accounts Payable	-110.64	1,728,374.75
Check	01/21/2021	ACH	PERA		PERA Liability	-30,339.16	1,698,035.59
Check	01/21/2021	ACH	Voya Financial		401(k) Liability	-1,740.01	1,696,295.58
Bill Pmt -Check	01/21/2021	Check #2690	Leslie Ornelas	# 01/18/2021	7421 · Accounts Payable	-270.00	1,696,025.58
Bill Pmt -Check	01/21/2021	Check #2689	Eva Hernandez	# 01/18/2021	7421 · Accounts Payable	-293.88	1,695,731.70
Bill Pmt -Check	01/21/2021	Check #2687	Brenda Jurado	# 01/18/2021	7421 · Accounts Payable	-86.88	1,695,644.82
Bill Pmt -Check	01/21/2021	Check #2691	Steicy Mendoza	# 01/18/2021	7421 · Accounts Payable	-588.75	1,695,056.07
Bill Pmt -Check	01/21/2021	Check #2686	Bernabe Valdivia-Ramos	# 01/18/2021	7421 · Accounts Payable	-260.00	1,694,796.07
Bill Pmt -Check	01/21/2021	Check #2688	Deyanira Hernandez	# 01/18/2021	7421 · Accounts Payable	-656.79	1,694,139.28
Bill Pmt -Check	01/21/2021	Check #2692	Yomaris Robles	# 1/18/2021	7421 · Accounts Payable	-258.75	1,693,880.53
General Journal	01/21/2021	Bill.com		Bill.com 01/21/21 Payables Funding	1072 · Bill.com Money Out Clearing	-44.55	1,693,835.98
General Journal	01/21/2021	Bill.com		Bill.com 01/21/21 Payables Funding	1072 · Bill.com Money Out Clearing	-795.60	1,693,040.38
Deposit	01/22/2021			Deposit	-SPLIT-	218,474.98	1,911,515.36
General Journal	01/22/2021	Bill.com		Bill.com 01/22/21 Payables Funding	1072 · Bill.com Money Out Clearing	-827.40	1,910,687.96
Bill Pmt -Check	01/26/2021	Check #2693	Yomaris Robles	# 1/24/21	7421 · Accounts Payable	-142.50	1,910,545.46
Bill Pmt -Check	01/26/2021	Check #2694	Mirian Valdez	# 01/21/2021	7421 · Accounts Payable	-255.00	1,910,290.46
Bill Pmt -Check	01/26/2021	Check #2697	Alondra Ledezma	# 01/24/2021	7421 · Accounts Payable	-292.50	1,909,997.96
Bill Pmt -Check	01/26/2021	Check #2696	Jeshua Valenciano	# 01/24/2021	7421 · Accounts Payable	-150.00	1,909,847.96
Bill Pmt -Check	01/26/2021	Check #2695	Mia Moreno	# 01/24/2021	7421 · Accounts Payable	-284.74	1,909,563.22
General Journal	01/26/2021	Bill.com		Bill.com 01/26/21 Payables Funding	1072 · Bill.com Money Out Clearing	-2,140.90	1,907,422.32
Bill Pmt -Check	01/26/2021	ACH	Bill.com	# 21019612113	7421 · Accounts Payable	-166.18	1,907,256.14
General Journal	01/27/2021	Bill.com		Bill.com 01/27/21 Payables Funding	1072 · Bill.com Money Out Clearing	-21,134.77	1,886,121.37
Bill Pmt -Check	01/28/2021	Check #2698	Angela Romero	# 01/26/2021	7421 · Accounts Payable	-195.00	1,885,926.37
Deposit	01/29/2021			Deposit	-SPLIT-	7,507.50	1,893,433.87
Check	01/29/2021			Service Charge	0313a · Bank Fees	-14.00	1,893,419.87
Total 8101 · First Bank						-21,298.11	1,893,419.87
First Bank Credit Card							-29.52

Compass Academy
Bank Transaction Detail
As of January 31, 2021

Type	Date	Num	Name	Memo	Split	Amount	Balance
Bill Pmt -CCard	01/01/2021	N/A	Loom, Inc.	# BB82C5FB-0003	7421 · Accounts Payable	-10.00	-39.52
Bill Pmt -CCard	01/06/2021	N/A	DocuSign	# INV22902508	7421 · Accounts Payable	-41.92	-81.44
Bill Pmt -CCard	01/12/2021	N/A	Microsoft	# E0500D1ZXQ	7421 · Accounts Payable	-68.00	-149.44
Bill Pmt -CCard	01/12/2021	N/A	Microsoft	# E0500DCIKM	7421 · Accounts Payable	-68.00	-217.44
Bill Pmt -CCard	01/12/2021	N/A	Amazon.com	# 114-1661653-8010667	7421 · Accounts Payable	-5.33	-222.77
Bill	01/14/2021	1/29/21	First Bank	12/30/20-1/29/21 Statement	7421 · Accounts Payable	1,496.27	1,273.50
Bill Pmt -CCard	01/14/2021	N/A	Amazon.com	# 114-4575033-3347446	7421 · Accounts Payable	-85.98	1,187.52
Bill Pmt -CCard	01/18/2021	N/A	Amazon.com	# 114-0725529-4593005	7421 · Accounts Payable	-313.82	873.70
Bill Pmt -CCard	01/20/2021	N/A	Amazon.com	# 114-0930510-2421061	7421 · Accounts Payable	-17.57	856.13
Bill Pmt -CCard	01/20/2021	N/A	Endicia	# 01/20/2021	7421 · Accounts Payable	-50.00	806.13
Bill Pmt -CCard	01/21/2021	N/A	Amazon.com	# 114-9980194-5498633	7421 · Accounts Payable	-20.99	785.14
Bill Pmt -CCard	01/22/2021	N/A	Amazon.com	# 114-4776799-3614647	7421 · Accounts Payable	-287.84	497.30
Bill Pmt -CCard	01/22/2021	N/A	Amazon.com	# 114-9150357-8690629	7421 · Accounts Payable	-51.56	445.74
Bill Pmt -CCard	01/26/2021	N/A	Home Depot	# 01/24/21	7421 · Accounts Payable	-26.46	419.28
Bill Pmt -CCard	01/26/2021	N/A	Santiago's	# 2022	7421 · Accounts Payable	-134.50	284.78
Bill Pmt -CCard	01/26/2021	N/A	SimpleTexting	# ST-1	7421 · Accounts Payable	-225.00	59.78
Bill Pmt -CCard	01/27/2021	N/A	Eon	# WO-3592065	7421 · Accounts Payable	-87.50	-27.72
Bill Pmt -CCard	01/27/2021	N/A	Amazon.com	# 114-9381317-0305002	7421 · Accounts Payable	-69.80	-97.52
Bill Pmt -CCard	01/31/2021	N/A	Libib	# 98EBD7E0-0019	7421 · Accounts Payable	-105.68	-203.20
Total First Bank Credit Card						-173.68	-203.20
TOTAL						-21,471.79	1,893,216.67

Compass Academy
Profit & Loss Budget vs. Actual Expanded
July 2020 through January 2021

	<u>Jul '20 - Jan 21</u>	<u>Budget</u>	<u>\$ Over Budget</u>	<u>% of Budget</u>
Income				
1000 · Local Revenue Source				
1500 · Interest Income	98.49			
1740 · Fees	0.00	6,695.00	-6,695.00	0.0%
1900 · Other Revenue from Local Source				
1990 · Other Revenue	926.69	7,000.00	-6,073.31	13.24%
Total 1900 · Other Revenue from Local Sour	926.69	7,000.00	-6,073.31	13.24%
1920 · Grant income				
Daniels	5,000.00			
Margulf	20,000.00			
Denver Foundation	11,152.34			
El Pomar	28,000.00			
1920 · Grant income - Other	0.00	128,000.00	-128,000.00	0.0%
Total 1920 · Grant income	64,152.34	128,000.00	-63,847.66	50.12%
1954 · Mill Levy Funding				
2020 ML Facility 2020	16,950.70			
Other Mill Oth Instructional	24,019.20	41,356.00	-17,336.80	58.08%
Other Mill Poverty	26,069.18	39,270.00	-13,200.82	66.38%
Other Mill Text	20,326.44	32,903.00	-12,576.56	61.78%
Other Mill Tech	11,594.71	18,702.00	-7,107.29	62.0%
Other Mill Tutoring	48,985.61	79,316.00	-30,330.39	61.76%
Other Mill Arts/PE/Tutoring	57,470.57	88,202.00	-30,731.43	65.16%
2016 Support for Whole Child MS	39,789.48			
2016 MLO Classroom Technology	12,524.01	19,716.00	-7,191.99	63.52%
2016 MLO Equalization	42,340.64	65,402.00	-23,061.36	64.74%
2016 MLO Great Teachers	61,982.14	98,804.00	-36,821.86	62.73%
2016 MLO Support for WholeChild	10,797.85	82,647.00	-71,849.15	13.07%
2020 MLO Facilities	0.00	100,995.00	-100,995.00	0.0%
Total 1954 · Mill Levy Funding	372,850.53	667,313.00	-294,462.47	55.87%
Total 1000 · Local Revenue Source	438,028.05	809,008.00	-370,979.95	54.14%
3000 · State Revenue				
3160 · Transportation	50.15			
3113 · Capital Construction Fund	22,625.26	31,350.00	-8,724.74	72.17%
3139 · ELPA PD	16,135.20	16,000.00	135.20	100.85%
3140 · ELPA Special Ed	14,405.40	13,000.00	1,405.40	110.81%
3150 · Gifted and Talented	120.70			
3183 · EARSS	0.00	100,000.00	-100,000.00	0.0%
Total 3000 · State Revenue	53,336.71	160,350.00	-107,013.29	33.26%
4000 · Federal Revenue				
5012 · CRF At Risk	25,310.12			
4012 Corona Virus Relief	188,436.12	187,328.00	1,108.12	100.59%
4954 · Federal Revenue - passthrough				
8282 · Remote CSP	18,500.80	35,000.00	-16,499.20	52.86%
Parent Involvement	994.91	1,798.00	-803.09	55.33%
4010a · Title I	80,065.43	140,000.00	-59,934.57	57.19%
4365a · Title III	0.00	10,895.00	-10,895.00	0.0%
4367a · Title II	0.00	10,866.00	-10,866.00	0.0%
4424a · Title IV	0.00	4,606.00	-4,606.00	0.0%
4425 · ESSER	0.00	105,500.00	-105,500.00	0.0%
7365a · Title III Set Aside	0.00	429.00	-429.00	0.0%
9206a · Charter Credit	0.00	46,000.00	-46,000.00	0.0%
Total 4954 · Federal Revenue - passthrough	99,561.14	355,094.00	-255,532.86	28.04%
Total 4000 · Federal Revenue	313,307.38	542,422.00	-229,114.62	57.76%
5700 · PPR	1,471,533.10	2,444,046.00	-972,512.90	60.21%
Total Income	2,276,205.24	3,955,826.00	-1,679,620.76	57.54%
Gross Profit	2,276,205.24	3,955,826.00	-1,679,620.76	57.54%
Expense				
0100 · Salaries				
100 · Administration	148,584.02	278,914.00	-130,329.98	53.27%
200 · Professional Staff Salaries	802,378.78	1,481,708.00	-679,329.22	54.15%
300 · Other Professional	147,621.23	174,292.00	-26,670.77	84.7%
400 · Paraprofessional	42,449.42	44,780.00	-2,330.58	94.8%
500 · Clerical	31,032.01	52,774.00	-21,741.99	58.8%
Total 0100 · Salaries	1,172,065.46	2,032,468.00	-860,402.54	57.67%
0200 · Employee Benefits				
Clerical Benefits				

Compass Academy
Profit & Loss Budget vs. Actual Expanded
July 2020 through January 2021

	<u>Jul '20 - Jan 21</u>	<u>Budget</u>	<u>\$ Over Budget</u>	<u>% of Budget</u>
5.0221 · Medicare	444.79	765.00	-320.21	58.14%
5.0230 · PERA	2,511.77	4,607.00	-2,095.23	54.52%
5.0251 · Health Benefits	3,309.59	5,432.00	-2,122.41	60.93%
5.0290 · PCOPS	2,641.57	4,576.00	-1,934.43	57.73%
Total Clerical Benefits	8,907.72	15,380.00	-6,472.28	57.92%
Other Professional Benefits				
3.0221 · Medicare	2,117.71	2,527.00	-409.29	83.8%
3.0230 · PERA	12,017.76	15,216.00	-3,198.24	78.98%
3.0251 · Health Benefits	9,379.40	16,297.00	-6,917.60	57.55%
3.0290 · PCOPS	12,639.48	15,111.00	-2,471.52	83.64%
Total Other Professional Benefits	36,154.35	49,151.00	-12,996.65	73.56%
Paraprofessional Benefits				
4.0221 · Medicare	609.40	649.00	-39.60	93.9%
4.0230 · PERA	3,430.96	3,909.00	-478.04	87.77%
4.0251 · Health Benefits	5,875.46	5,432.00	443.46	108.16%
4.0290 · PCOPS	3,607.55	3,882.00	-274.45	92.93%
Total Paraprofessional Benefits	13,523.37	13,872.00	-348.63	97.49%
Principal / Director Benefits				
1.0221 · Medicare	2,092.64	4,044.00	-1,951.36	51.75%
1.0230 · PERA	11,863.76	24,349.00	-12,485.24	48.72%
1.0251 · Health Benefits	6,795.66	10,865.00	-4,069.34	62.55%
1.0290 · PCOPS	12,476.37	24,182.00	-11,705.63	51.59%
Total Principal / Director Benefits	33,228.43	63,440.00	-30,211.57	52.38%
Teachers/Certified Benefits				
2.0211 · L&STD Insurance	378.69			
2.0221 · Medicare	11,373.51	21,485.00	-10,111.49	52.94%
2.0230 · PERA	64,320.88	129,353.00	-65,032.12	49.73%
2.0251 · Health Benefits	67,426.85	141,242.00	-73,815.15	47.74%
2.0252 · Dental Benefits	-1,325.88			
2.0253 · Vision Benefits	45.85			
2.0290 · PCOPS	67,654.62	128,464.00	-60,809.38	52.66%
Total Teachers/Certified Benefits	209,874.52	420,544.00	-210,669.48	49.91%
Total 0200 · Employee Benefits	301,688.39	562,387.00	-260,698.61	53.64%
0300 · Purchased Profess and Tech Serv				
0313a · Bank Fees	1,665.90	6,449.00	-4,783.10	25.83%
0313b · Payroll Expenses	1,737.75			
0320 · Educational Prof Services				
0320a · Contracted services	56,150.00	117,000.00	-60,850.00	47.99%
0320b · Substitutes	0.00	44,220.00	-44,220.00	0.0%
0320c · Whole Child Enrichment	0.00	19,223.00	-19,223.00	0.0%
0320 · Educational Prof Services - Other	0.00	2,005.00	-2,005.00	0.0%
Total 0320 · Educational Prof Services	56,150.00	182,448.00	-126,298.00	30.78%
0331 · Legal	266.50	1,988.00	-1,721.50	13.41%
0332 · Audit	7,500.00	9,045.00	-1,545.00	82.92%
0339 · Business Services	45,327.40	64,125.00	-18,797.60	70.69%
0340 · Technical Services	30,314.88	46,136.00	-15,821.12	65.71%
Total 0300 · Purchased Profess and Tech Serv	142,962.43	310,191.00	-167,228.57	46.09%
0400 · Purchased Prop. Services				
0442 · Rental of Equipment	4,640.16	16,080.00	-11,439.84	28.86%
Total 0400 · Purchased Prop. Services	4,640.16	16,080.00	-11,439.84	28.86%
0430 · Repairs and Maint	0.00	2,020.00	-2,020.00	0.0%
0500 · Other Purchased Services				
0531 · Phone/Office	5,547.18	5,427.00	120.18	102.21%
0533 · Postage	167.90	2,020.00	-1,852.10	8.31%
0534 · Online Services	70,262.95	73,500.00	-3,237.05	95.6%
0540 · Advertising				
Staff Recruitment	0.00	7,070.00	-7,070.00	0.0%
Student Recruitment	28,873.65	30,150.00	-1,276.35	95.77%
Total 0540 · Advertising	28,873.65	37,220.00	-8,346.35	77.58%
Total 0500 · Other Purchased Services	104,851.68	118,167.00	-13,315.32	88.73%
0511 · To & From School Transportation	0.00	7,689.00	-7,689.00	0.0%
0513 · Contracted Field Trips	400.00	20,184.00	-19,784.00	1.98%
0515 · Shuttle Fees	0.00	1,922.00	-1,922.00	0.0%
0520 · Insurance Premiums				
0521 · Liability Insurance	14,986.30	19,380.00	-4,393.70	77.33%
0525 · Unemployment Insurance	4,938.76	5,186.00	-247.24	95.23%

Compass Academy
Profit & Loss Budget vs. Actual Expanded
July 2020 through January 2021

	<u>Jul '20 - Jan 21</u>	<u>Budget</u>	<u>\$ Over Budget</u>	<u>% of Budget</u>
0526 · Worker's Comp Insurance	5,012.00	13,483.00	-8,471.00	37.17%
Total 0520 · Insurance Premiums	24,937.06	38,049.00	-13,111.94	65.54%
0580 · Travel, Regis, Ent				
0584 · Staff Appreciation	4,730.57	7,370.00	-2,639.43	64.19%
0580 · Travel, Regis, Ent - Other	4,596.93	13,092.00	-8,495.07	35.11%
Total 0580 · Travel, Regis, Ent	9,327.50	20,462.00	-11,134.50	45.58%
0594 · District Purchased Services				
0594.8 · Shared Campus	13,164.24			
0594.1 · SPED FEE 1700	57,040.75			
0594.2 · NURSE/PSYCH- 0594	48,875.44			
0594.3 · Facility Use Fee	146,662.37			
0594.4 · Shuttle Fees	2,490.83			
0594 · District Purchased Services - Other	0.00	529,649.00	-529,649.00	0.0%
Total 0594 · District Purchased Services	268,233.63	529,649.00	-261,415.37	50.64%
0595 · Denver Overhead Costs	59,140.04	96,504.00	-37,363.96	61.28%
0600 · Supplies				
0610 · General Supplies				
Office Supplies	8,648.01	24,029.00	-15,380.99	35.99%
0610 · General Supplies - Other	13,165.11	62,475.00	-49,309.89	21.07%
Total 0610 · General Supplies	21,813.12	86,504.00	-64,690.88	25.22%
0612 · Student Incentives	249.40	3,074.00	-2,824.60	8.11%
0630 · Food -Snack (BOLD FS FUND ONLY)	881.80	14,417.00	-13,535.20	6.12%
0650 · Software	1,106.39	1,449.00	-342.61	76.36%
0690 · Uniforms	6,435.75	10,573.00	-4,137.25	60.87%
Total 0600 · Supplies	30,486.46	116,017.00	-85,530.54	26.28%
0640 · Books and Materials	8,035.76	11,467.00	-3,431.24	70.08%
0700 · Property				
0733 · Furnitures and Fixtures	0.00	10,602.00	-10,602.00	0.0%
0734 · Technology Equipment	14,220.09	23,829.00	-9,608.91	59.68%
Total 0700 · Property	14,220.09	34,431.00	-20,210.91	41.3%
0800 · Other Objects				
0840 · Contingency	0.00	70,000.00	-70,000.00	0.0%
0890 · Bad Debt	108.69	966.00	-857.31	11.25%
0800 · Other Objects - Other	1,000.00			
Total 0800 · Other Objects	1,108.69	70,966.00	-69,857.31	1.56%
0810 · Dues and Fees	2,763.86	3,556.00	-792.14	77.72%
Total Expense	2,144,861.21	3,992,209.00	-1,847,347.79	53.73%
Net Income	131,344.03	-36,383.00	167,727.03	-361.0%